

643
Interview

234
Observation

2021 POINT IN TIME COUNT

Submission Prep & Analysis

Simtech*Solutions*,inc.



Welcome!

- ▶ All participants will be muted
- ▶ If you have a comment or question, please use the chat feature, and we can also unmute you
- ▶ The webinar is being recorded and will be sent out to registered attendees shortly following the session
- ▶ If you did not register and wish to receive the follow up email, please submit your contact info to the chat, or email team@simtechsolutions.com

Today's Agenda



Common Data Cleaning Steps

Identifying potential duplicates
Extrapolating to fill the gaps of missing responses



Compiling Results for HUD HDX Submission

The new aggregation tool to compile results from HMIS and Counting Us



Your feedback

What went well?
What might we improve upon?



How outreach staff using Show the Way can improve the accuracy of your PIT

Engage throughout the year
Geospatial data to inform service delivery



Take action with your PIT data!

National Homeless Dashboard Trends

877
Total

643
Interview

Households without Children	
Household and Person Breakdown	27
Total Number of Households	16
Total Number of Persons	46
Number of Young Adults (18-24)	
Number of Adults (25)	28
Gender	23
Female	14
Male	12
Transgender	
Gender Nonconforming	
Ethnicity	11
Non-Hispanic/Latino	11
Hispanic/Latino	
Race	21
White	11
Black or African American	10
Asian	10
American Indian or Alaska Native	10
Native Hawaiian or Other Pacific Islander	10
Multiracial	10
Chronically Homeless	0
The Number of Persons	

Data Cleaning & Reporting

- ▶ Map and [Response Tagging](#) & Filtering
- ▶ [De-duplication using Amazon Glue](#)
- ▶ [HUD Reporting](#) & Data Quality Checks
- ▶ [Demographic Extrapolation](#)
- ▶ [Compile Results](#): New Feature!



Compile Results

Print Report

Download PDF

Export Results

Vet Status

Report ID: 1101

ns

Stay Healthy Make

Summary Responses Users Regions Settings

Export Reports Open Archive Link Clients 20 responses

Map List

	Date ↓	Survey Name	Ind.	Client Name	Age	Gender	Race	Veteran
	04/22/2020 02:19:04 pm	COVID Response for..	IND	Shorty Smith	49	Male		No
	04/22/2020 02:16:34 pm	Unsheltered HomeL..	IND	Shorty Smith (S..	49	Male	White	No
	04/22/2020 02:16:29 pm	COVID Response for..	IND		Unkno..	Unknown		No
	04/16/2020 09:57:32 am	COVID Response for..	IND	Richie Cunningh..	73	Male		No
	04/16/2020 09:54:07 am	Unsheltered HomeL..	IND	Red Hood (LRR..	101	Female	White	No
	04/16/2020 09:53:48 am	Unsheltered HomeL..	IND	Katie Howell (KH)	25	Female	America..	No
	04/16/2020 09:51:00 am	Unsheltered HomeL..	IND	Elmer Fudd (EF)	83	Male	White	No
	04/16/2020 09:48:14 am	COVID Response for..	IND	Forrest Gump	65	Male		Yes
	04/16/2020 09:46:34 am	COVID Response for..	IND	John Wayne	40	Male		Yes
	04/16/2020 09:44:48 am	COVID Response for..	IND		Unkno..	Unknown		No
	04/16/2020 09:44:28 am	Unsheltered HomeL..	IND	Marty McFly (ML)	40	Male	White	No
	04/16/2020 09:41:45 am	COVID Response for..	IND	George Glass	47	Don't Kn..		No
	04/16/2020 09:40:00 a..	Unsheltered HomeL..	IND	Rick (Brown)	25	Male	Don't Kn..	No
	04/16/2020 09:38:56 am	COVID Response for..	IND	Brand Pitt	57	Unknown		No
	04/16/2020 09:38:38 am	COVID Response for..	IND		19	Female		No

Response Tagging

Demographic Extrapolation

Generate Report
✕

Report Type:

Unsheltered
 Sheltered
 Unsheltered + Sheltered

Additional Report Types:

Housing Projects
 Youth Projects

Additional Report Options

Run with Demographic Extrapolation

Filter by Region Geography

Filter by Geography

All Records
 Filtered Records

Run Report

	Actual Count	Estimated Count	Total Gender Response Rate
	25	28	89%
	20	22.4	89%
	2	2.24	89%
	3	3.36	89%

	Actual Count	Estimated Count	Total Ethnicity Response Rate
	40	49.78	80%
	5	6.22	80%

	Actual Count	Estimated Count	Total Race Response Rate
	21	25.57	82%
	14	17.04	82%
	3	3.65	82%
	4	4.87	82%
	1	1.22	82%
	3	3.65	82%

Multiple

Save the Results from each source in the Results File Exchange Format:



HMIS



Counting Us



Show the Way



Report Generation
Tool for DV Providers



HomelessData
Warehouse



Point in Time
Results File
Exchange Format

Compile Results:



Regional Command Center



Compile Results

Once all of your results from the various sources have been saved in the *Results File Exchange Format*, ZIP those files together, & upload them in the Command Center.

The aggregated results file will be available for download!

SimtechSolutions,inc.

Compile Results



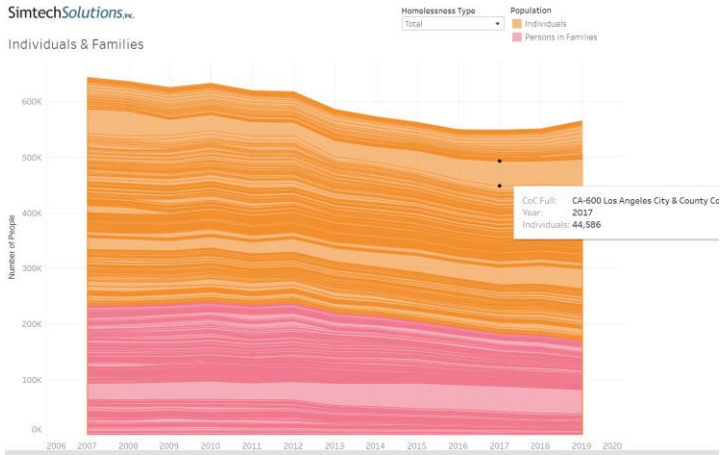
Feedback

Year-round Street Outreach

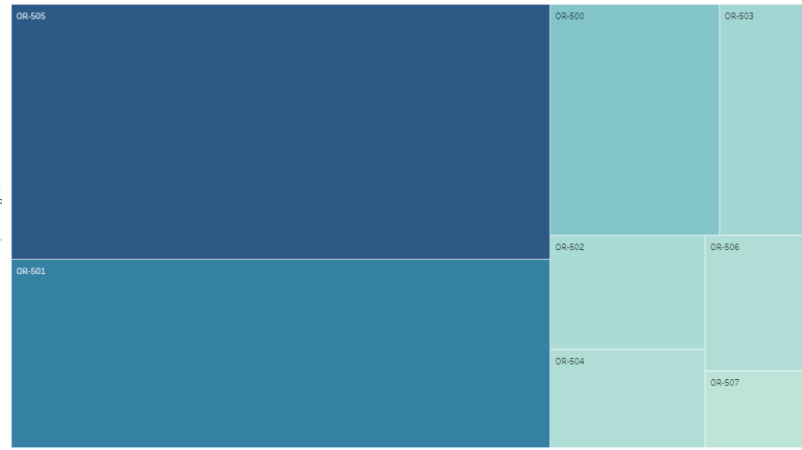
- ▶ Gather locations and information year-round with **Show the Way**.
 - ▶ App features include...
 - Case Management Tools
 - Encampment Screening
 - Record Actions
 - Community Resource Directory



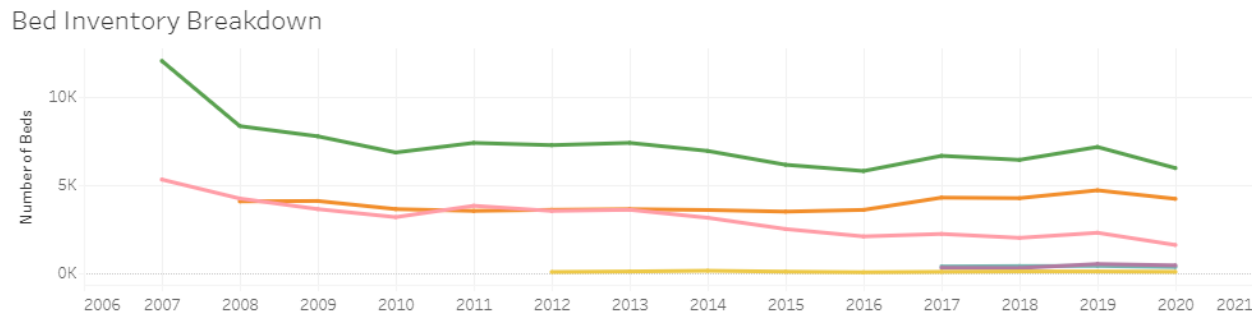
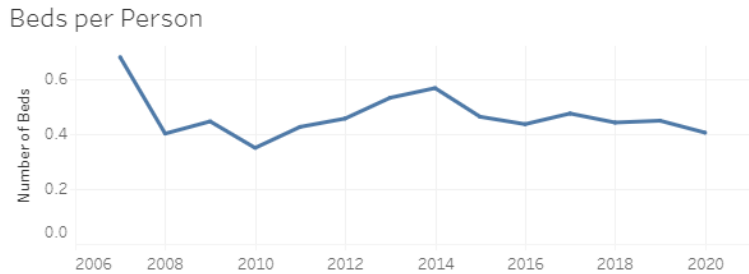
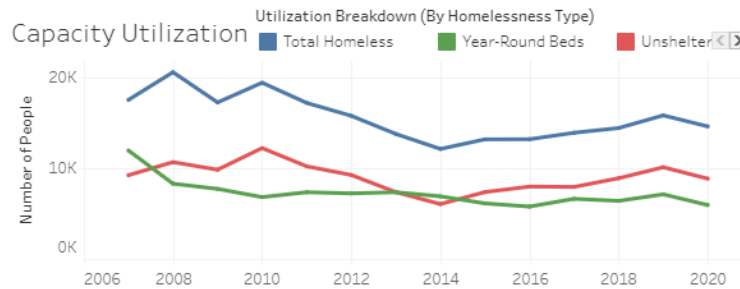
Simtech Solutions



Homeless Totals in 2020



Take Action with your Data



- National PIT Trend Dashboards
 - View annual trends
 - Drill down to specific populations and/or project types
 - See how your CoC compares to others
- Add your 2021 Data



Questions

Additional Resources

- ▶ **HUD Point in Time Resources**
(<http://pointintime.info/support/hud-resources>)
- ▶ **Simtech Resources**
(<http://pointintime.info/support/point-in-time-count-faqs>)